





















**Mercer Educational Gardens**  
431A Federal City Road, Pennington, NJ

## List of Demonstration Compost Bins

The following is a list of the compost bins featured at the Mercer Educational Gardens in Pennington, NJ, where there are 21 types of constructed or purchased compost bins. The bin number before each name corresponds with the signs posted near it at the site. Included below are a picture and some of the advantages and disadvantages of each bin type.

We hope that this flyer will assist you in choosing a suitable composting bin for your garden. If you have additional questions about composting or compost use, contact Rutgers Cooperative Extension of Mercer County at 609.989.6830, Monday through Friday, 8:30 AM to 4:30 PM, or our Master Gardener Helpline at 609.989.6853, Monday through Friday, 9:00 AM to 3:00 PM.

Bin #	Bin Type		Advantages	Disadvantages
1	Wood and Wire Portable Holding Bin		1, 2, 3, 4, 5	1, 6
2	4 x 4 ft Holding Bin		1, 3, 4	1, 2, 4, 5
3	Tumbler Turning Bin		2, 5	5
4	Interlocking Board Holding Bin		1, 3, 4	1, 4, 6
5	Cinderblock Holding Bin		1, 2, 3, 4	1, 3, 5
6	Snow Fence Holding Bin		1, 3, 5, 6	1, 2, 4
7	Pallet Holding Bin		1, 3, 4, 5, 6	1, 3
8	Lehigh Holding Bin		1, 3, 4	1, 3, 4, 5
9	Wire Holding Bin with PVC Vents		1, 3, 4, 5	1, 2, 4

Bin #	Bin Type		Advantages	Disadvantages
10	Seattle Holding Bin		1, 3, 5	2, 4
11 and 12	Earth Machine™ Holding Bin		1, 3, 5, 6	4
13	Easy Composter™ Holding Bin		1, 3, 5	1, 2
14	Rubbermaid™ Composter Holding Bin		1, 2, 5	5
15	Toro™ Composting Holding Bin		1, 2, 5, 6	5
16	Straw or Hay Bale Holding Bin		1, 2, 4, 5	1, 2, 4
17	Tumbler Turning Bin (3 types)		2, 5	5
18	New Zealand Turning Bin		1, 2, 3, 4	1, 3, 5, 6
19	Chicken Wire Turning Bin		1, 3, 4, 5	1, 2, 4
20	Simple Compost Pile		1, 2, 3	1
21	Recycled Pallet Holding Bin		1, 2, 3, 4	1

### KEY

#### Advantages:

- 1 large enough for food waste plus yard waste
- 2 allows easy access for turning and removal of finished compost
- 3 open or slotted construction allows good airflow
- 4 materials readily available or can be found locally
- 5 easily moved
- 6 easily assembled/constructed

#### Disadvantages:

- 1 little protection against weather and animals
- 2 not as sturdy as other bins
- 3 not easily moved
- 4 turning compost may be difficult
- 5 relatively expensive
- 6 requires skill to construct

Developed by Daniel Kluchinski, former Mercer County Agricultural Agent, Barbara J. Bromley, County Horticulturist, and the Master Gardener Compost Site Committee. The trade or brand names given within are supplied with the understanding that no discrimination is intended and no endorsement by Rutgers Cooperative Extension is implied.