












Mercer Educational Gardens  
431A Federal City Road, Pennington, NJ  
mgofmc.org













## List of Demonstration Compost Bins

The following is a list of the compost bins featured at the Mercer Educational Gardens in Pennington, NJ, where there are 21 types of constructed or purchased compost bins. The bin number before each name corresponds with the signs posted near it at the site. Included below are a picture and some of the advantages and disadvantages of each bin type.

We hope that this flyer will assist you in choosing a suitable composting bin for your property. If you have additional questions about composting or compost use, contact Rutgers Cooperative Extension of Mercer County at 609-989-6830, Monday through Friday, 8:30 AM to 4:30 PM, or our Rutgers Master Gardener Helpline at 609-989-6853.

Bin #	Bin Type		Advantages	Disadvantages
1	Wood & Wire Portable Holding Bin		1, 2, 3, 4, 5	1, 6
2	4 x 4 ft Holding Bin		1, 3, 4	1, 2, 4, 5
3	Vermicomposter (for indoor use)		2, 5	1
4	Interlocking Board Holding Bin		1, 3, 4	1, 4, 6
5	Cinderblock Holding Bin		1, 2, 3, 4	1, 3, 5
6	Snow Fence Holding Bin		1, 3, 5, 6	1, 2, 4
7	Pallet Holding Bin		1, 3, 4, 5, 6	1, 3
8	Lehigh Holding Bin		1, 3, 4	1, 3, 4, 5
9	Wire Holding Bin with PVC Vents		1, 3, 4, 5	1, 2, 4

Bin #	Bin Type		Advantages	Disadvantages
10	Seattle Holding Bin		1, 3, 5	2, 4
11 and 12	Earth Machine™ Holding Bin		1, 3, 5, 6	4
13	Easy Composter™ Holding Bin		1, 3, 5	1, 2
14	Rubbermaid™ Composter Holding Bin		1, 2, 5	5
15	Toro™ Composting Holding Bin		1, 2, 5, 6	5
16	Straw or Hay Bale Holding Bin		1, 2, 4, 5	1, 2, 4
17	Tumbler Turning Bin (3 types)		2, 5	5
18	New Zealand Turning Bin		1, 2, 3, 4	1, 3, 5, 6
19	Chicken Wire Turning Bin		1, 3, 4, 5	1, 2, 4
21	Recycled Pallet Holding Bin		1, 2, 3, 4	1

KEY

Advantages:

1 large enough for food waste plus yard waste

2 allows easy access for turning and removal of finished compost

3 open or slotted construction allows good airflow

4 materials readily available or can be found locally

5 easily moved

6 easily assembled/constructed

Disadvantages:

1 little protection against weather and animals

2 not as sturdy as other bins

3 not easily moved

4 turning compost may be difficult

5 relatively expensive

6 requires skill to construct

Developed by Daniel Kluchinski, former Mercer County Agricultural Agent, Barbara J. Bromley, former County Horticulturist, and the Master Gardener Compost Site Committee. The trade or brand names are supplied with the understanding that no discrimination is intended and no endorsement by Rutgers Cooperative Extension is implied.



Brian M. Hughes, Mercer County Executive  
 Aaron T. Watson, Executive Director, Mercer County Park Commission  
 Dr. Brian Schilling, Director, Cooperative Extension  
 Chad Ripberger, County Extension Department Head

